

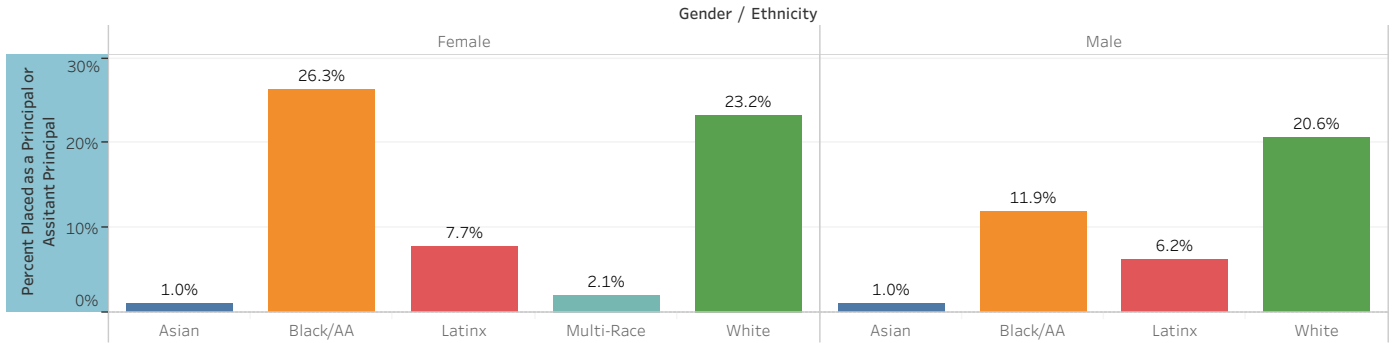
# UIC EdD in Urban Education Leadership Program Metrics Dashboards

1. EdD Program Post-Residency School Leader Placement Measures	2. Years of Same School Tenure in First Post-Residency Principalship	3. 2018-2019 CPS SQRP Point Change for UIC-Led and Non-UIC-Led Schools	4. 2019 CPS SQRP Level for UIC-Led and Non-UIC-Led Schools	5. 2018 CPS My Voice, My School Survey (5Essentials)
--	--	--	--	--

## UIC EdD Program-Trained School Leader Placement Metrics

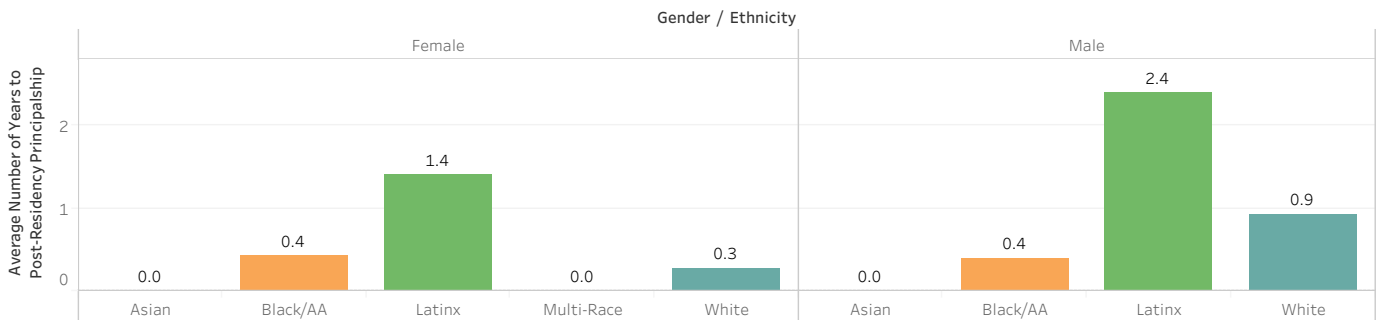
UIC EdD Program Resident Cohort  
All

UIC Ed.D. Program Graduate First Post-Residency Placement  
(Assistant Principal or Principal) by Race/Ethnicity and Gender (SY 2005-2019) (N = 147)



Percent of UIC EdD program first post-residency placement (assistant principal or principal) for each race/ethnicity subgroup categorized by gender. The data can be filtered by EdD program residency cohort.

Average Number of Years to the First Post-Residency  
Principalship by Gender and Race/Ethnicity (SY 2019) (N = 75)



Average number of years to placement as a principal in the first UIC EdD program post-residency year for each race/ethnicity subgroup categorized by gender. Color shows details about race/ethnicity and average number of years to the first post-residency principalship. The data can be filtered by EdD program residency cohort. \*Note: Program resident completers placed as a principal in their first post-residency year waited 0 years to be placed. All Asian and Multi-race candidates were hired immediately after completing their residency.

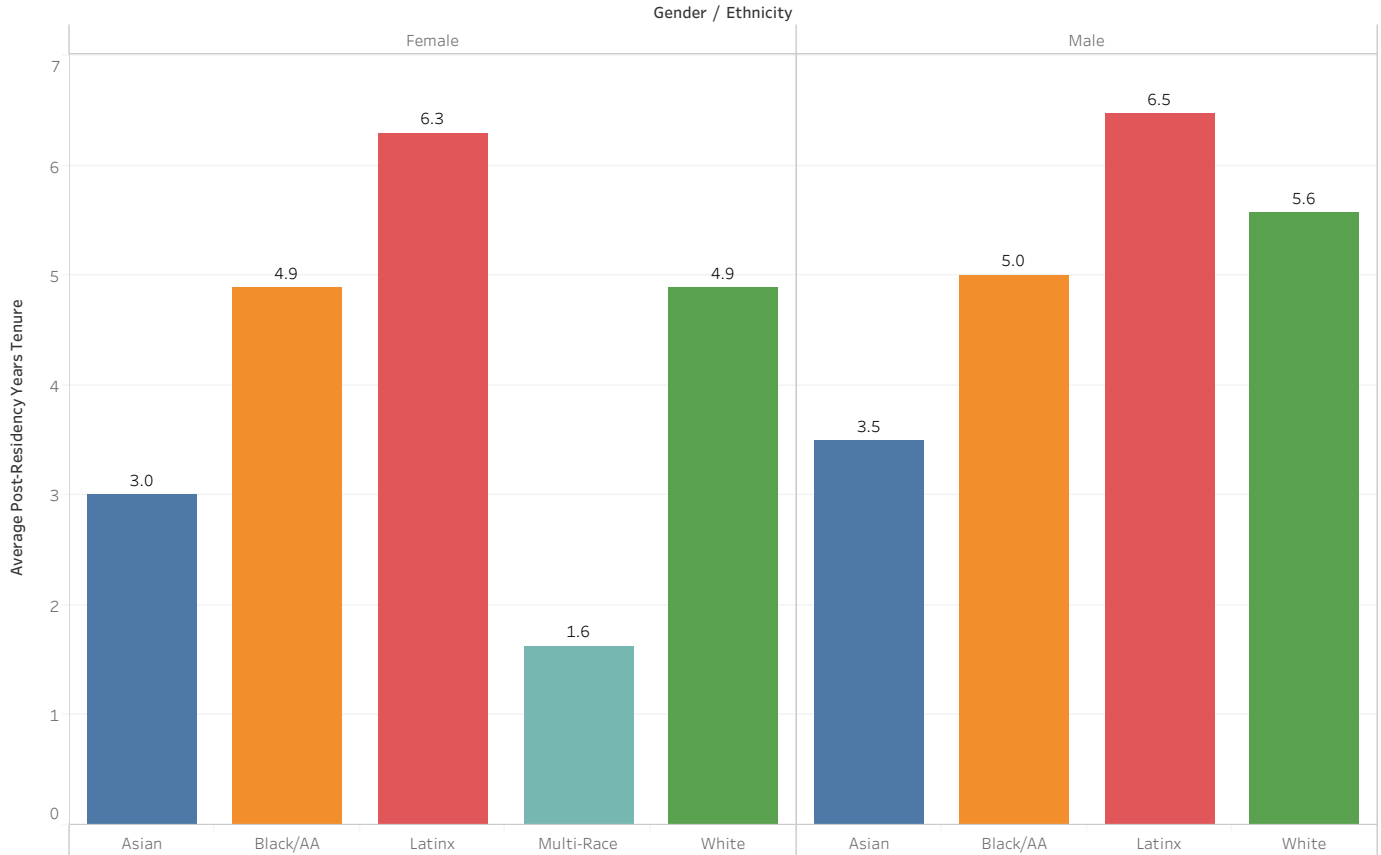
# UIC EdD in Urban Education Leadership Program Metrics Dashboards

1. EdD Program Post-Residency School Leader Placement Measures	2. Years of Same School Tenure in First Post-Residency Principalship	3. 2018-2019 CPS SQRP Point Change for UIC-Led and Non-UIC-Led Schools	4. 2019 CPS SQRP Level for UIC-Led and Non-UIC-Led Schools	5. 2018 CPS My Voice, My School Survey (5Essentials)
--	--	--	--	--

## UIC EdD Program-Trained School Leader Tenure by Gender and Race/Ethnicity

UIC EdD Program Resident Cohort  
All

Average Number of Years Tenure in the First Post-Residency Principalship by Gender and Race/Ethnicity (SY 2019) (N = 75)



Average number of UIC EdD program post-residency years tenure in the first principalship in any system in SY 2019 for each gender subgroup. Color shows details about race/ethnicity and average number of post-residency years tenure in EdD graduates' first principalship in any system in SY 2019. The data can be filtered by EdD program residency cohort.

# UIC EdD in Urban Education Leadership Program Metrics Dashboards

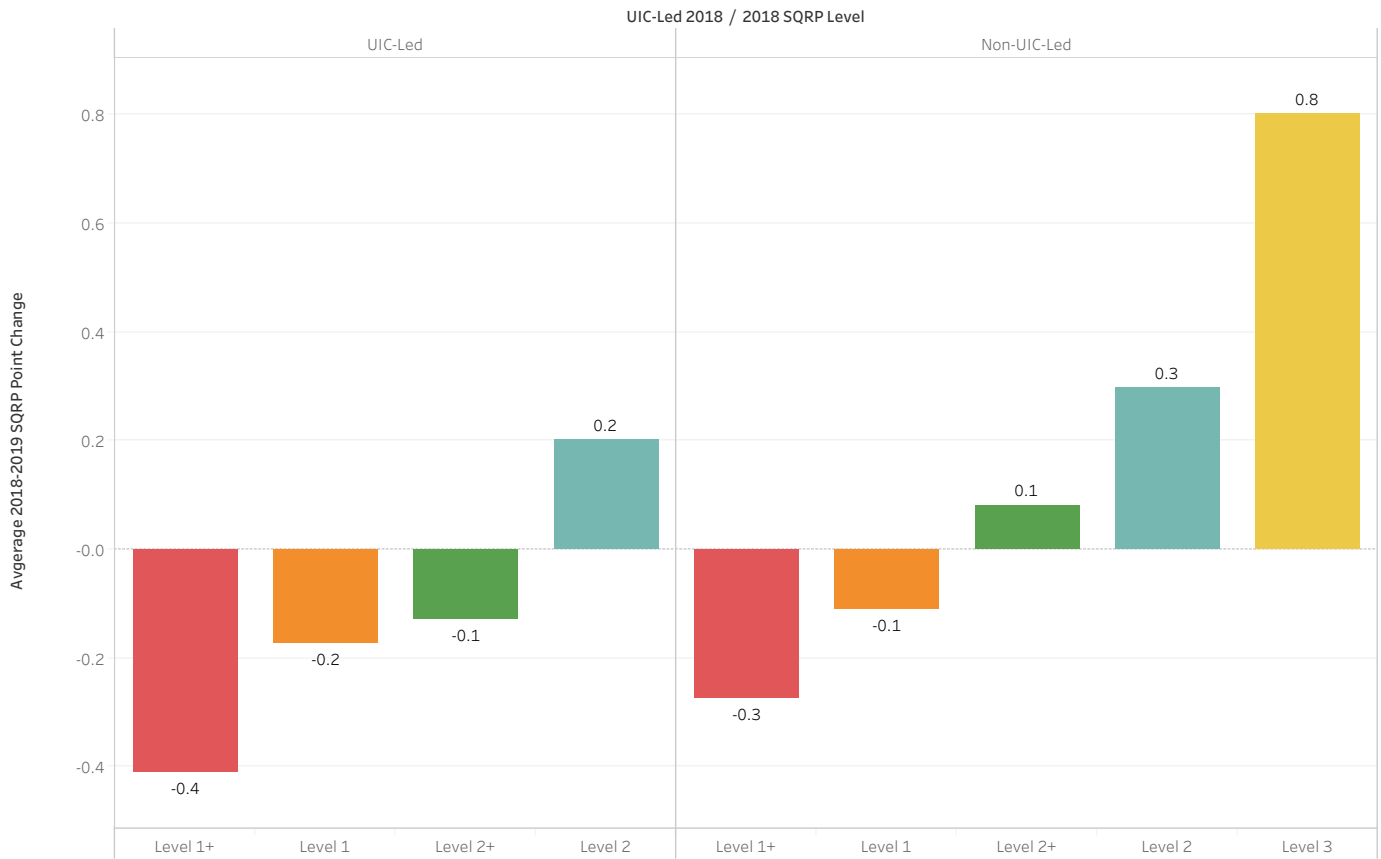
1. EdD Program Post-Residency School Leader Placement Measures	2. Years of Same School Tenure in First Post-Residency Principalship	3. 2018-2019 CPS SQRP Point Change for UIC-Led and Non-UIC-Led Schools	4. 2019 CPS SQRP Level for UIC-Led and Non-UIC-Led Schools	5. 2018 CPS My Voice, My School Survey (5Essentials)
--	--	--	--	--

2018 CSP SQRP Level and 2018-2019 CPS SQRP Point Change (with School Level and Principal Tenure Filters)

School Level  
All

Years Tenure 2018  
All

2018 Baseline SQRP Level and Corresponding 2018-2019 SQRP Point Change



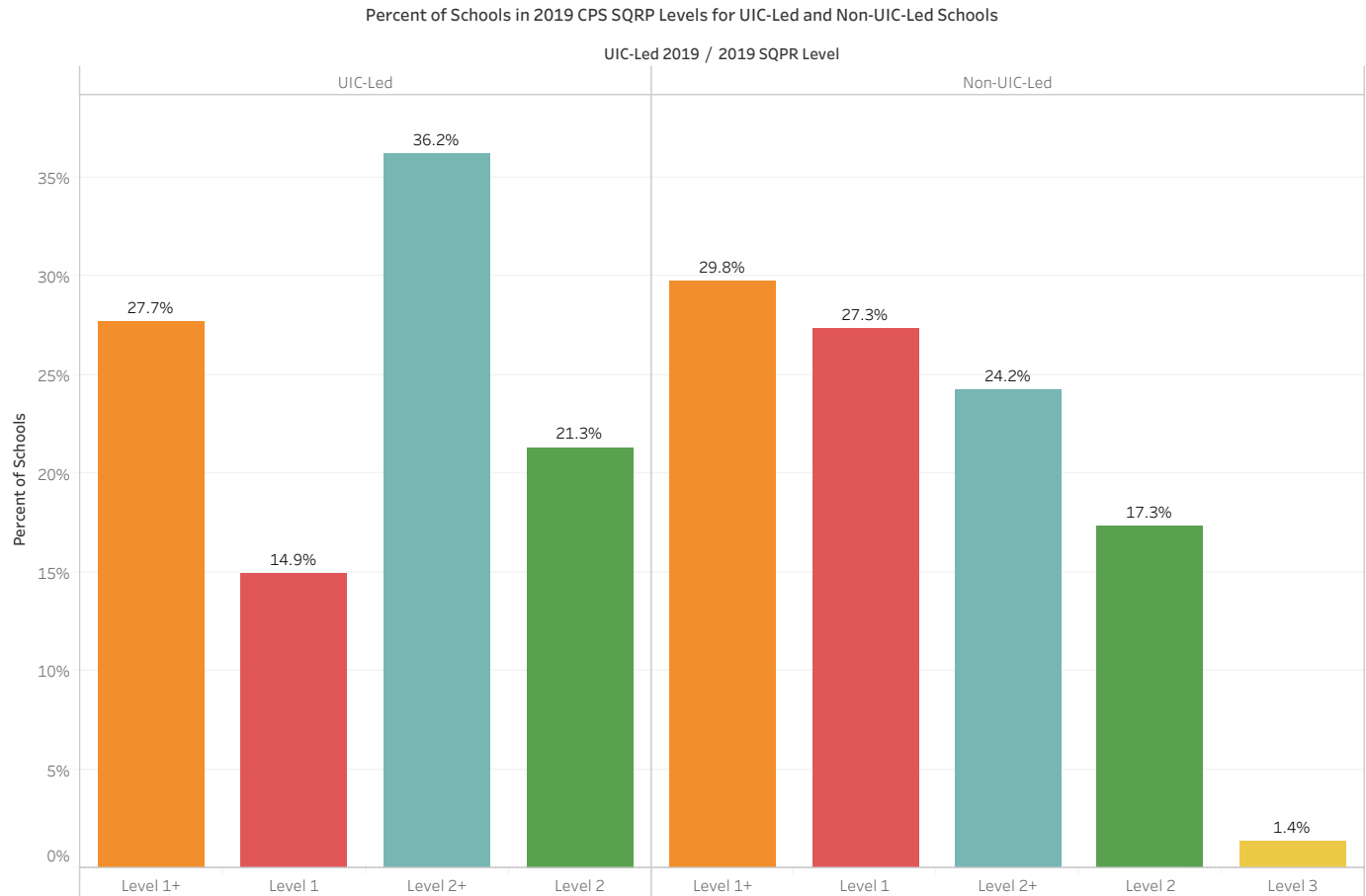
# UIC EdD in Urban Education Leadership Program Metrics Dashboards

1. EdD Program Post-Residency School Leader Placement Measures	2. Years of Same School Tenure in First Post-Residency Principalship	3. 2018-2019 CPS SQRP Point Change for UIC-Led and Non-UIC-Led Schools	<b>4. 2019 CPS SQRP Level for UIC-Led and Non-UIC-Led Schools</b>	5. 2018 CPS My Voice, My School Survey (5Essentials)
--	--	--	---	--

Percent of Schools in 2019 CPS SQRP Levels for UIC-Led and Non-UIC-Led School (with School Level and Principal Tenure Filters)

School Level  
All

Years Tenure 2019  
All



# UIC EdD in Urban Education Leadership Program Metrics Dashboards

1. EdD Program Post-Residency School Leader Placement Measures	2. Years of Same School Tenure in First Post-Residency Principalship	3. 2018-2019 CPS SQRP Point Change for UIC-Led and Non-UIC-Led Schools	4. 2019 CPS SQRP Level for UIC-Led and Non-UIC-Led Schools	5. 2018 CPS My Voice, My School Survey (5Essentials)
--	--	--	--	--

## Percent of Schools in My Voice My School Survey Categories (with School Level and Principal Tenure Filters)

School Level  
All

Years Tenure in 2018  
All

